

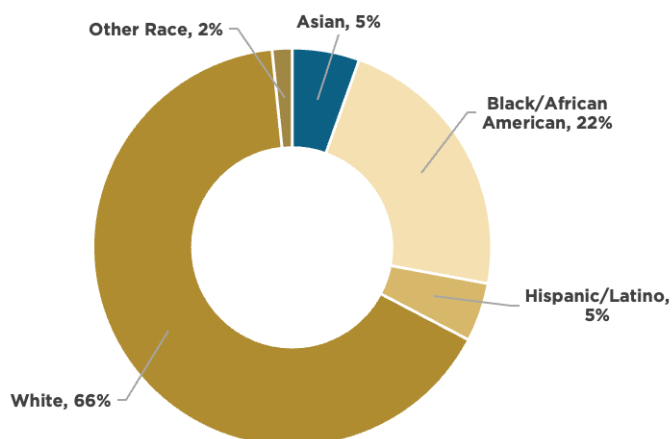
Detroit – Warren - Dearborn, MI Metro Area

AA & NHPI Poverty Ranking: 20

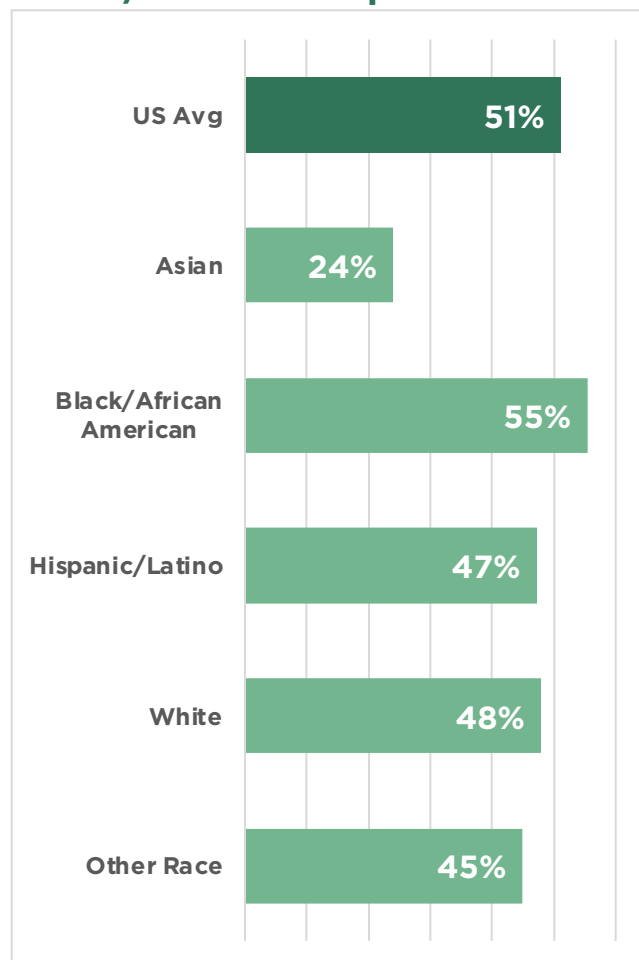
Demographics

| | |
|-------------------------|---------------------|
| Total Population | 4,365,205 |
| Asian | 251,331 |
| NHPI | 5,143 |
| Est. in Poverty | 584,937 |
| Asian | 22,871 |
| NHPI | *data not available |
| Poverty Rate | 13.4% |
| US Average | 11.5% |
| Asian | 9.1% |
| NHPI | data not available |

* Data for disaggregated racial/ethnic groups are not included for an MSA in ACS data if the sample size is too small to ensure maintenance of privacy for respondents.



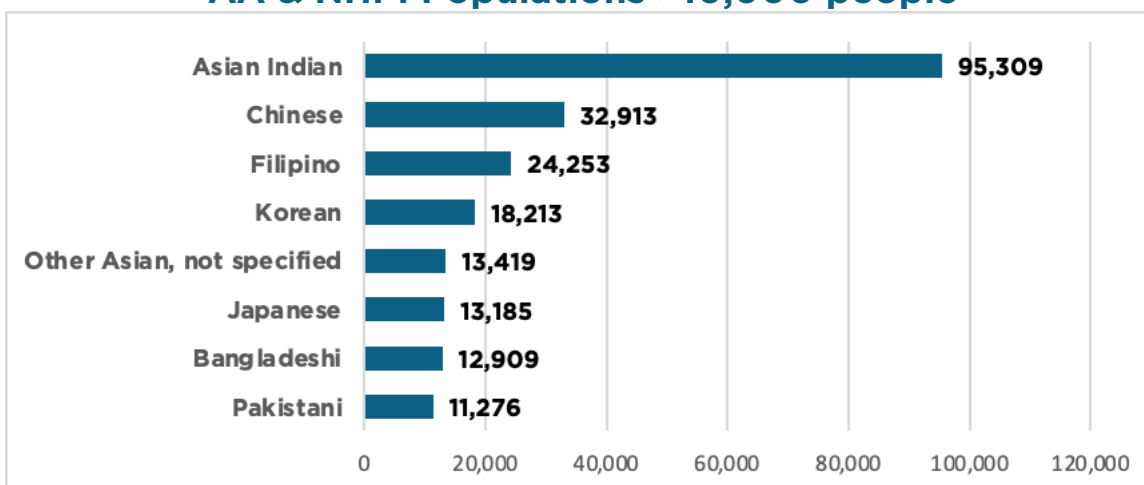
Percent Rent-Burdened by Racial/Ethnic Group



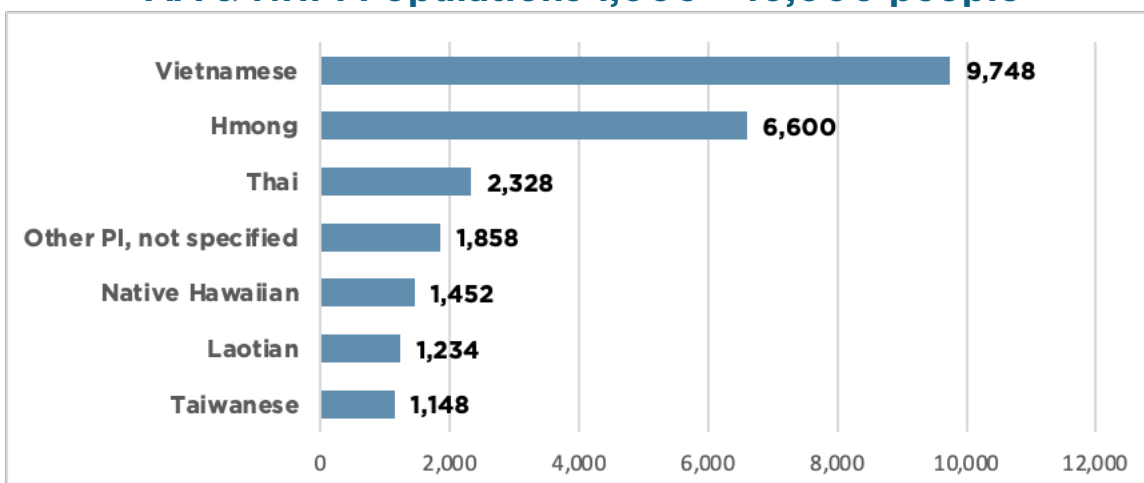
Economic Characteristics

| | MSA | US |
|--------------------------------|--------------------|-----------------|
| Median Household Income | \$67,153 | \$69,717 |
| Asian | \$103,971 | |
| NHPI | data not available | |
| Homeownership Rate | 71.4% | 65.4% |
| Asian | 68.5% | |
| NHPI | data not available | |
| % Mortgage-Burdened | 23.9% | 27.6% |
| Asian | 21.7% | |
| NHPI | data not available | |
| Median Gross Rent | \$1,051 | \$1,191 |
| Asian | \$1,246 | |
| NHPI | data not available | |
| % Rent-Burdened | 49.8% | 51.1% |
| Asian | 24.0% | |
| NHPI | data not available | |

AA & NHPI Populations >10,000 people



AA & NHPI Populations 1,000 – 10,000 people



AA & NHPI Populations 500 - 1,000 people

