

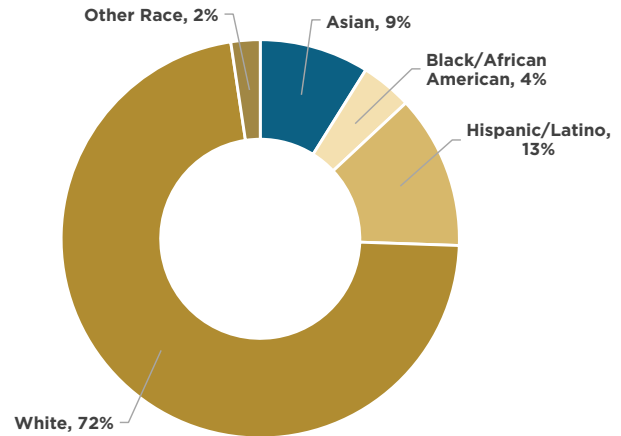
Portland - Vancouver - Hillsboro, OR-WA Metro Area

AA & NHPI Poverty Ranking: 22

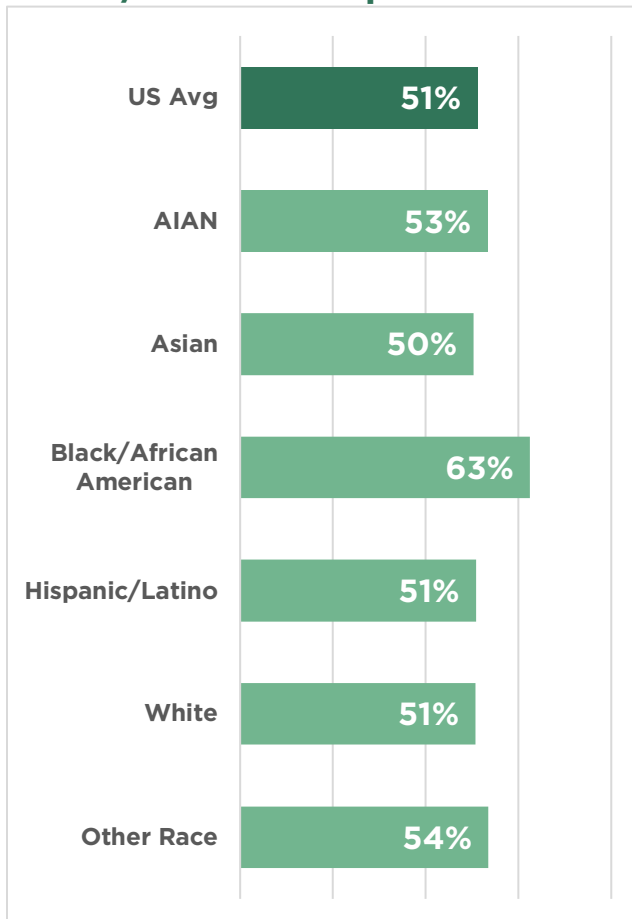
Demographics

Total Population	2,510,696
Asian	242,928
NHPI	30,612
Est. in Poverty	251,070
Asian	21,378
NHPI	*data not available
Poverty Rate	10.0%
US Average	11.5%
Asian	8.8%
NHPI	data not available

* Data for disaggregated racial/ethnic groups are not included for an MSA in ACS data if the sample size is too small to ensure maintenance of privacy for respondents.



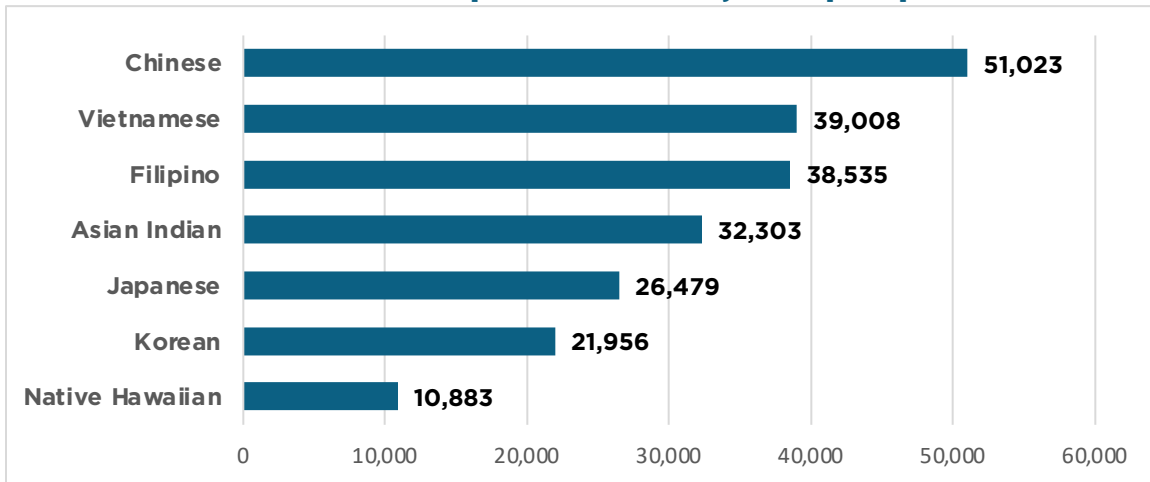
Percent Rent-Burdened by Racial/Ethnic Group



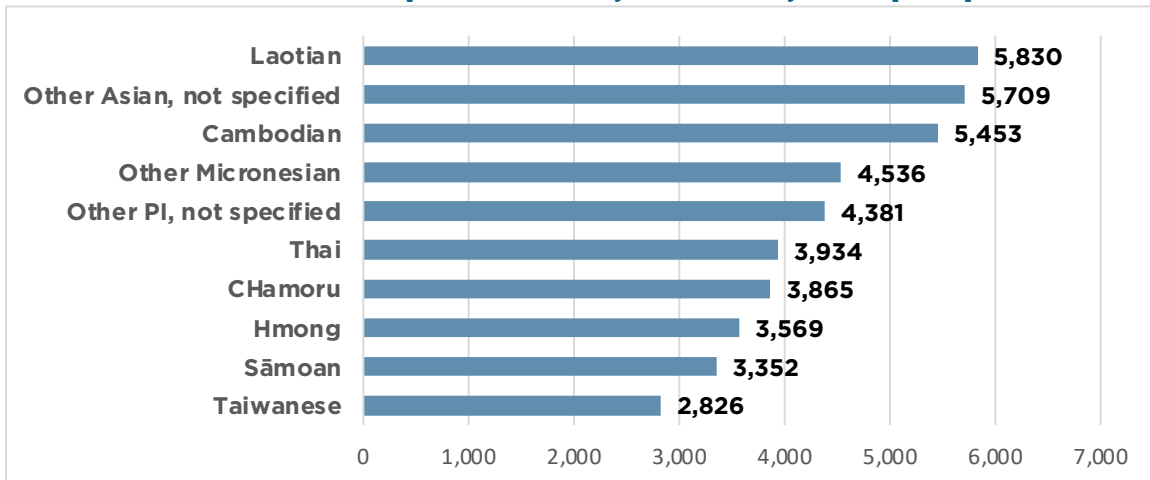
Economic Characteristics

	MSA	US
Median Household Income	\$83,943	\$69,717
Asian	\$99,796	
NHPI	data not available	
Homeownership Rate	62.0%	65.4%
Asian	62.9%	
NHPI	data not available	
% Mortgage-Burdened	28.4%	27.6%
Asian	25.6%	
NHPI	data not available	
Median Gross Rent	\$1,443	\$1,191
Asian	\$1,486	
NHPI	data not available	
% Rent-Burdened	51.6%	51.1%
Asian	50.3%	
NHPI	data not available	

AA & NHPI Populations >10,000 people



AA & NHPI Populations 2,500 - 10,000 people



AA & NHPI Populations 500 - 2,500 people

