

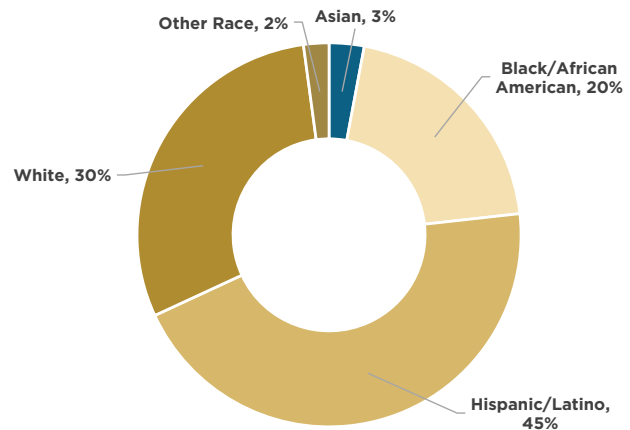
# Miami - Fort Lauderdale - Pompano Beach, FL Metro Area

AA & NHPI Poverty Ranking: 23

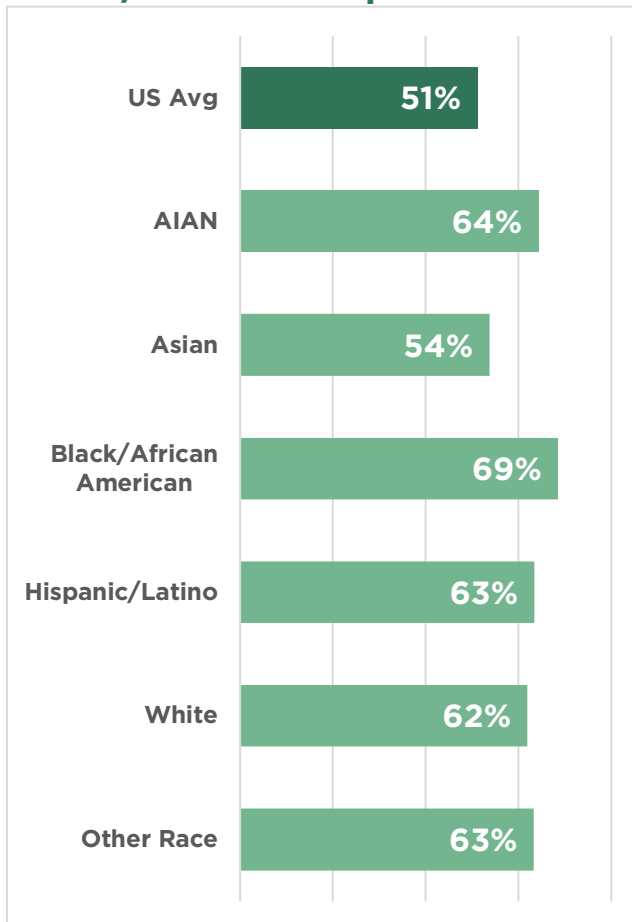
## Demographics

<b>Total Population</b>	<b>6,091,747</b>
Asian	201,278
NHPI	8,545
<b>Est. in Poverty</b>	<b>810,202</b>
Asian	20,933
NHPI	*data not available
<b>Poverty Rate</b>	<b>13.3%</b>
US Average	11.5%
Asian	10.4%
NHPI	data not available

\* Data for disaggregated racial/ethnic groups are not included for an MSA in ACS data if the sample size is too small to ensure maintenance of privacy for respondents.



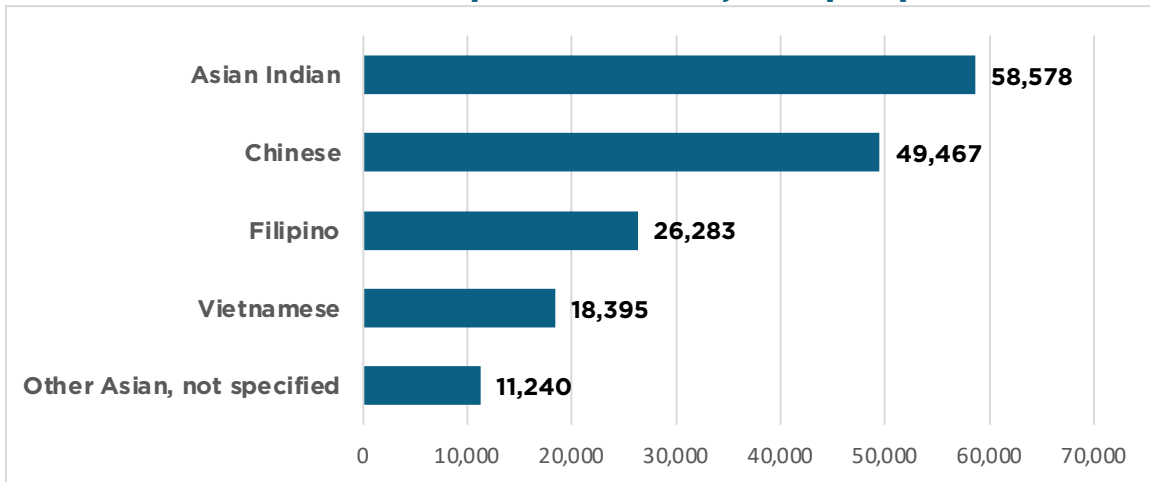
## Percent Rent-Burdened by Racial/Ethnic Group



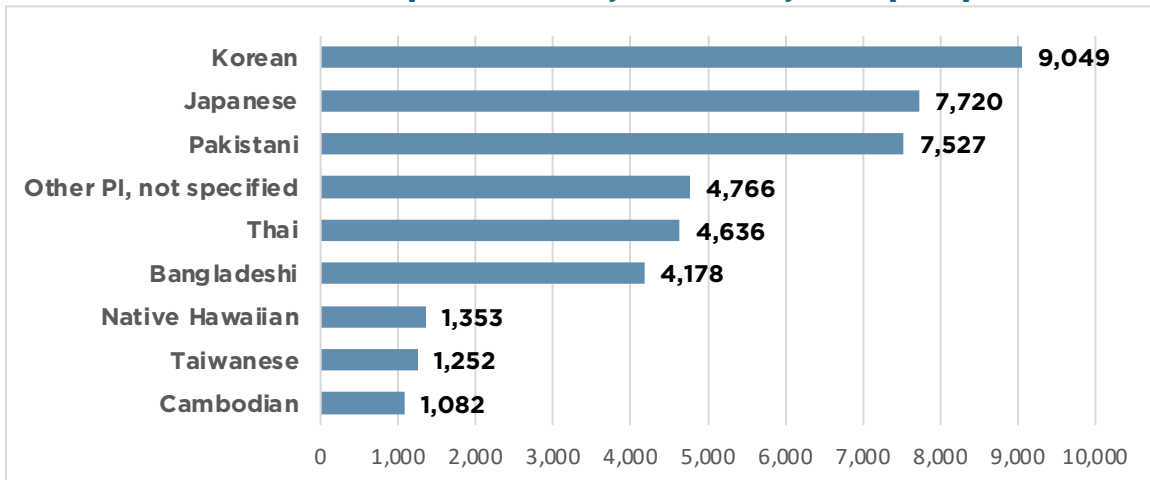
## Economic Characteristics

	<b>MSA</b>	<b>US</b>
<b>Median Household Income</b>	<b>\$63,814</b>	<b>\$69,717</b>
Asian	\$83,529	
NHPI	data not available	
<b>Homeownership Rate</b>	<b>60.6%</b>	<b>65.4%</b>
Asian	70.1%	
NHPI	data not available	
<b>% Mortgage-Burdened</b>	<b>42.1%</b>	<b>27.6%</b>
Asian	37.4%	
NHPI	data not available	
<b>Median Gross Rent</b>	<b>\$1,519</b>	<b>\$1,191</b>
Asian	\$1,693	
NHPI	data not available	
<b>% Rent-Burdened</b>	<b>63.3%</b>	<b>51.1%</b>
Asian	53.7%	
NHPI	data not available	

### AA & NHPI Populations >10,000 people



### AA & NHPI Populations 1,000 – 10,000 people



### AA & NHPI Populations 500 - 1,000 people

