

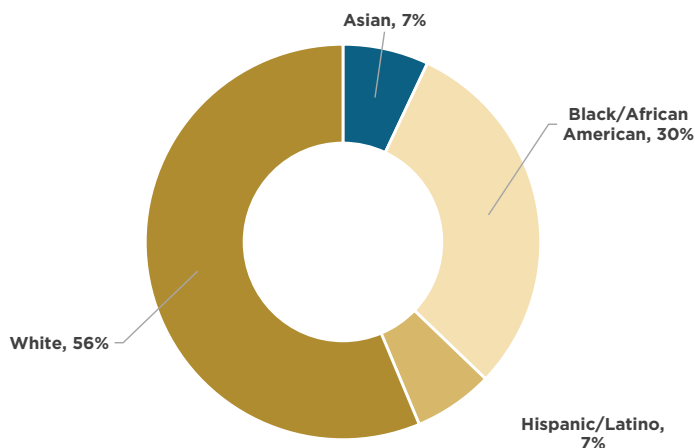
Baltimore - Columbia - Towson, MD Metro Area

AA & NHPI Poverty Ranking: 25

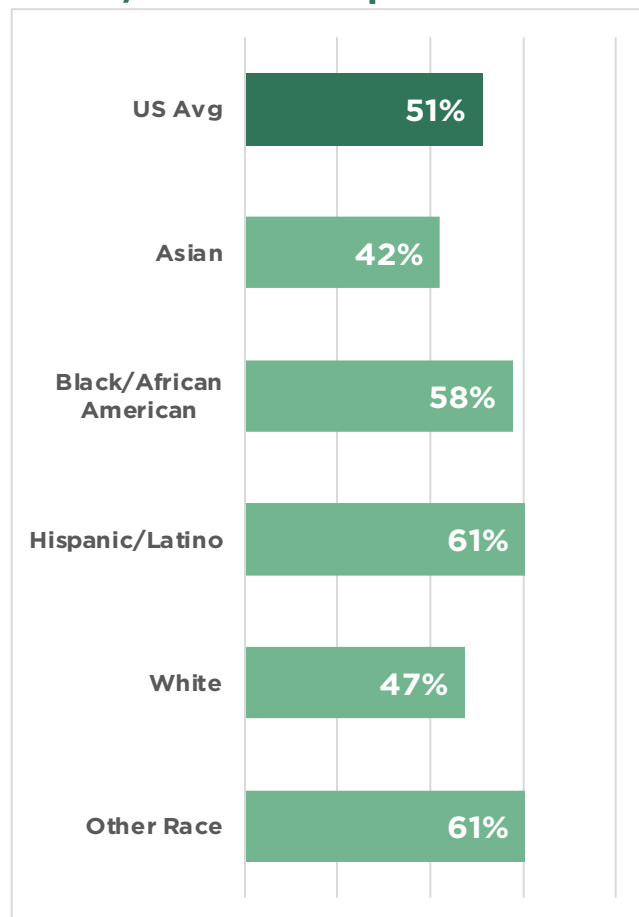
Demographics

Total Population	2,838,327
Asian	206,839
NHPI	6,020
Est. in Poverty	303,701
Asian	16,754
NHPI	*data not available
Poverty Rate	10.7%
US Average	11.5%
Asian	8.1%
NHPI	data not available

* Data for disaggregated racial/ethnic groups are not included for an MSA in ACS data if the sample size is too small to ensure maintenance of privacy for respondents.



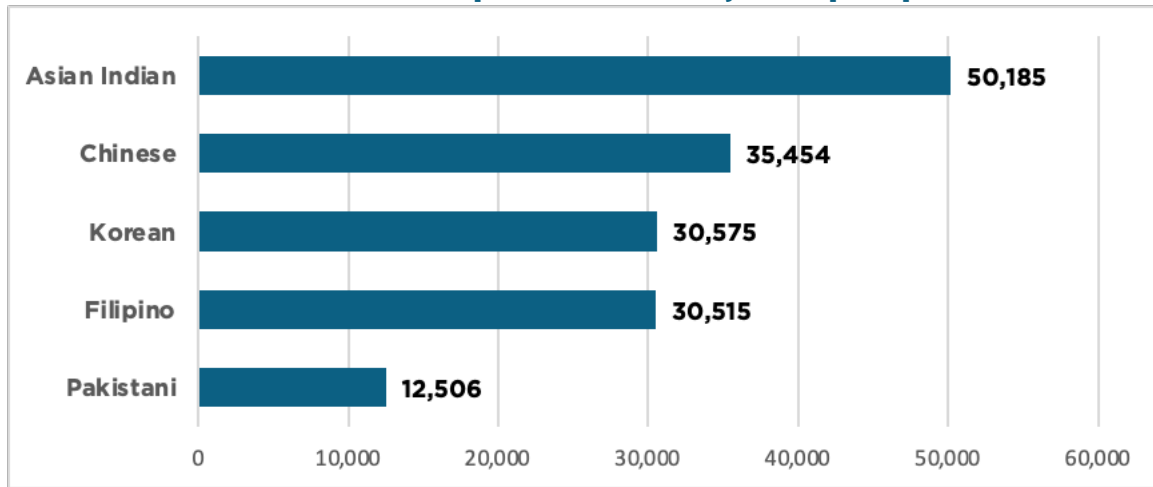
Percent Rent-Burdened by Racial/Ethnic Group



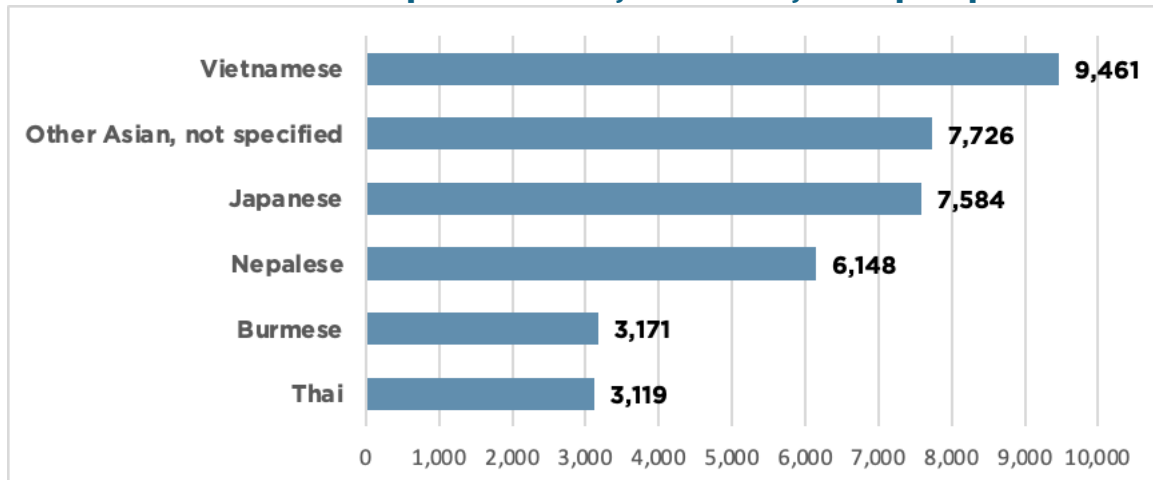
Economic Characteristics

	MSA	US
Median Household Income	\$86,302	\$69,717
Asian	\$111,009	
NHPI	data not available	
Homeownership Rate	67.4%	65.4%
Asian	70.9%	
NHPI	data not available	
% Mortgage-Burdened	25.4%	27.6%
Asian	27.0%	
NHPI	data not available	
Median Gross Rent	\$1,390	\$1,191
Asian	\$1,530	
NHPI	data not available	
% Rent-Burdened	53.3%	51.1%
Asian	42.1%	
NHPI	data not available	

AA & NHPI Populations >10,000 people



AA & NHPI Populations 3,000 - 10,000 people



AA & NHPI Populations 500 - 3,000 people

