

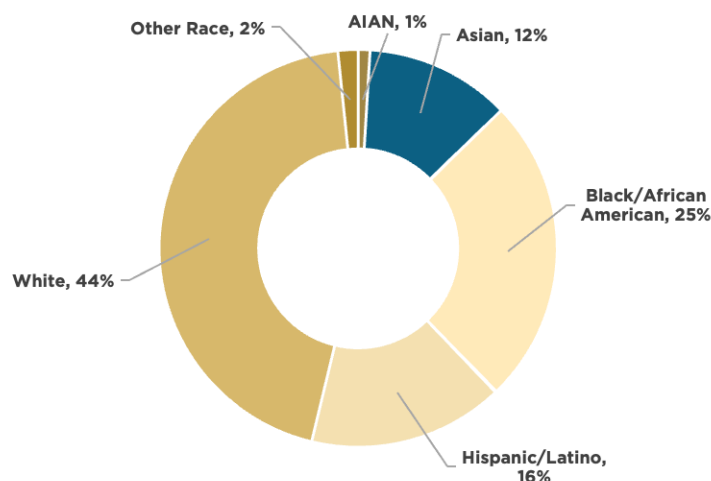
## Washington-Arlington-Alexandria, DC-VA-MD-WV Metro Area

AA & NHPI Poverty Ranking: 7

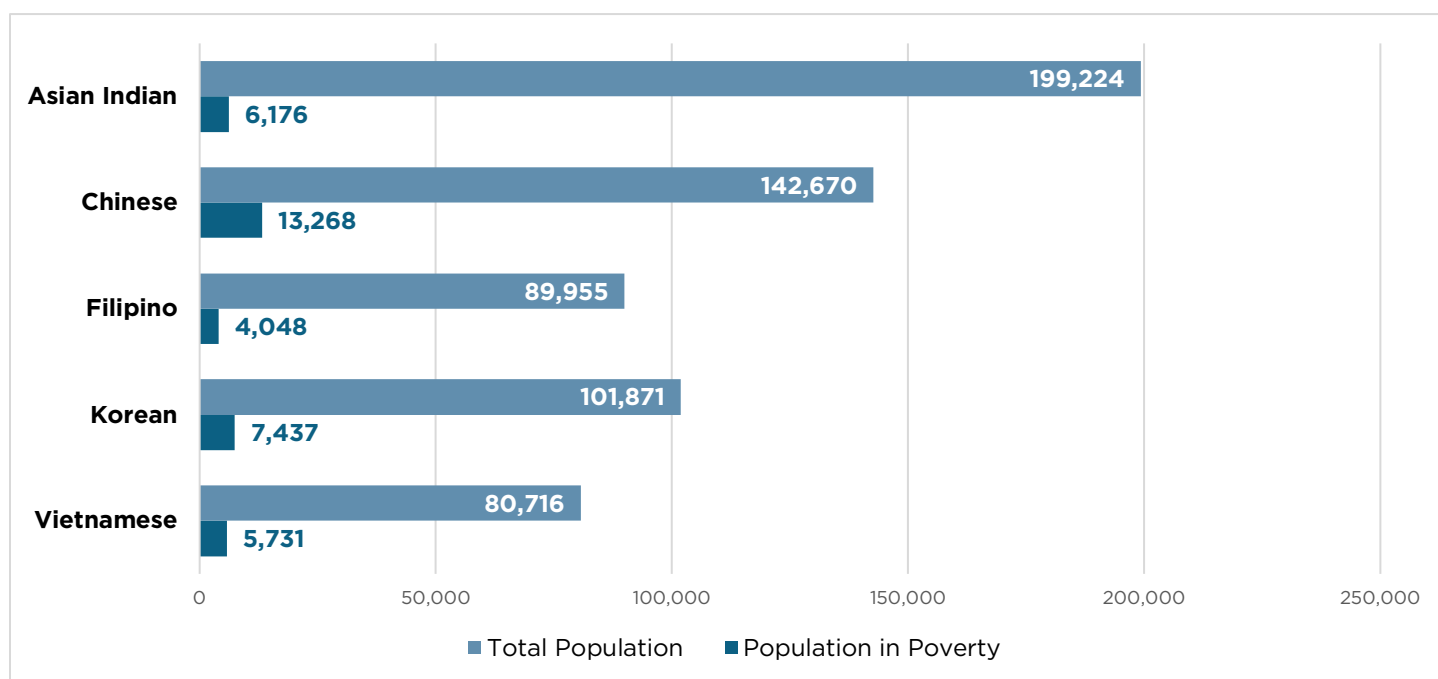
### Demographics

<b>Total Population</b>	<b>6,358,652</b>
Asian	815,847
NHPI	14,163
<b>Est. in Poverty</b>	<b>553,203</b>
Asian	60,373
NHPI	*data not available
<b>Poverty Rate</b>	<b>8.7%</b>
US Average	11.5%
Asian	7.4%
NHPI	data not available

\* Data for disaggregated racial/ethnic groups are not included for an MSA in ACS data if the sample size is too small to ensure maintenance of privacy for respondents.



### Major AA & NHPI Populations & Poverty Statistics Overview



### Notable Characteristics

The highest AA & NHPI poverty rate (%) in this MSA is that of **Chinese (9.3%)** respondents.

This MSA is home to **over 10 percent** of the **Mongolian, Nepalese, Pakistani, and Sri Lankan** communities of the 25 MSAs ranked for AA & NHPI poverty.

## Economic Characteristics

	MSA	US
<b>Median Household Income</b>	<b>\$110,355</b>	<b>\$69,717</b>
Asian	\$126,834	
NHPI	data not available	
<b>Homeownership Rate</b>	<b>64.4%</b>	<b>65.4%</b>
Asian	69.6%	
NHPI	data not available	
<b>% Mortgage-Burdened</b>	<b>25.3%</b>	<b>27.6%</b>
Asian	28.4%	
NHPI	data not available	
<b>Median Gross Rent</b>	<b>\$1,762</b>	<b>\$1,191</b>
Asian	\$1,894	
NHPI	data not available	
<b>% Rent-Burdened</b>	<b>48.2%</b>	<b>51.1%</b>
Asian	44.7%	
NHPI	data not available	

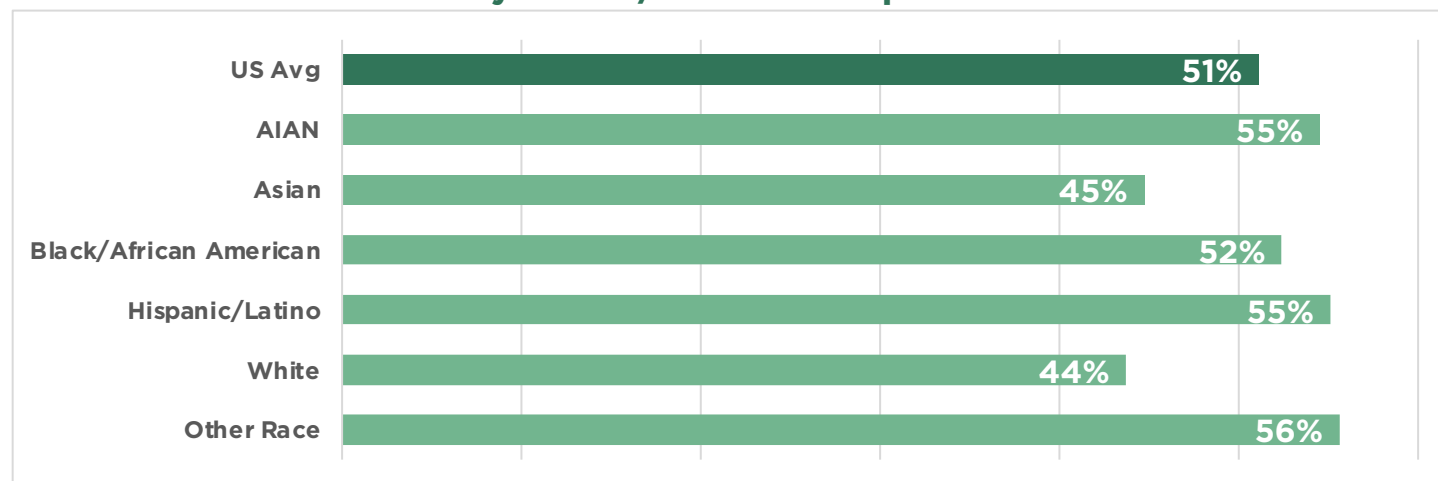
## Notable Characteristics

**Chinese, Korean, and Vietnamese** populations in this MSA indicated **higher mortgage burden** on average compared to the US average, ranging from **29.6% to 38.8%**.

All AA & NHPI ethnic groups in this MSA pay higher median gross rent on average compared to the US average, ranging from an **additional \$526 to \$912 per month**.

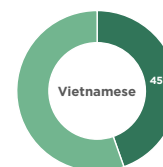
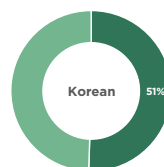
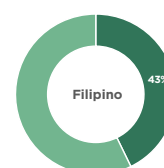
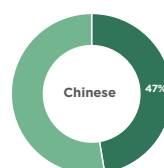
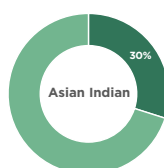
**Korean** respondents indicate the highest rates of rent burden on average in this MSA at **50.5%**.

## Percent Rent-Burdened by Racial/Ethnic Group

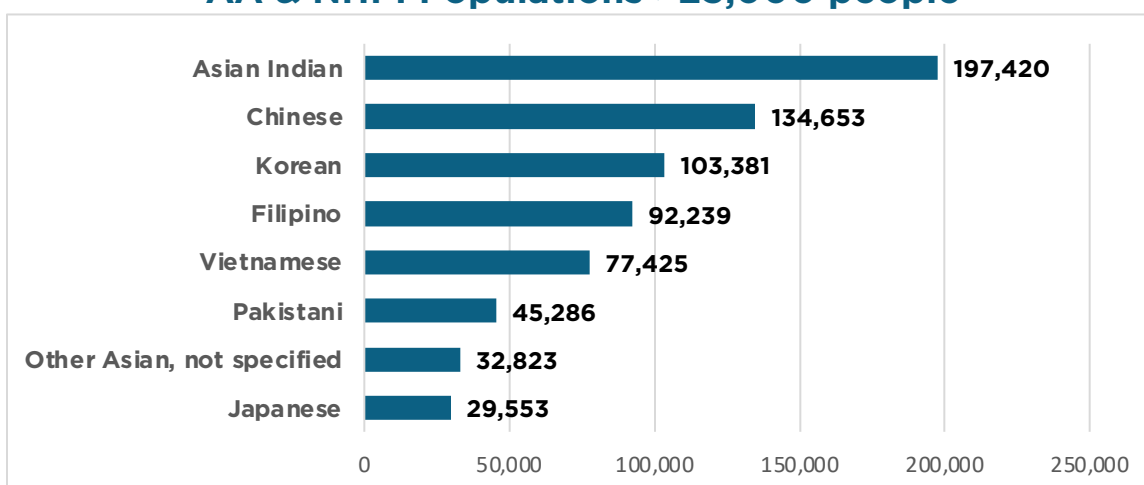


### AA & NHPI Rent Burden

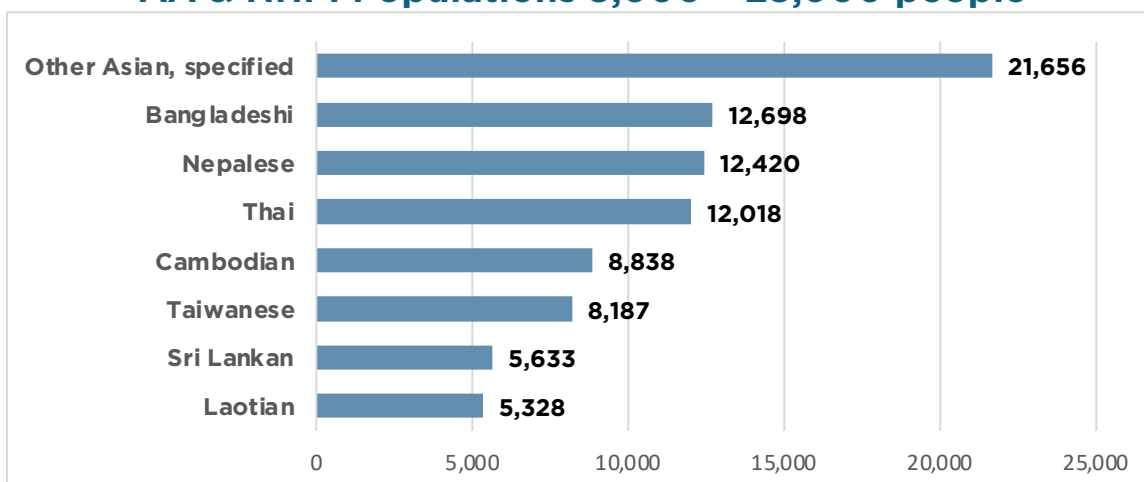
- Rent-Burdened
- Not Burdened



## AA & NHPI Populations >25,000 people



## AA & NHPI Populations 5,000 – 25,000 people



## AA & NHPI Populations 500 – 5,000 people

